



MIG-H9 is the latest Magnimage large video controller with a high performance CPU which can reach a powerful video processing performance. Slim design and Equipped with a foldable 43.8-inch large touch screen which resolution is up to 3840\*1080@60Hz.

MIG-H9 can realize the real-time monitoring of input and output signals, configure layers, target fields scene, target presets, complete seamless switching between various scenes easily.

With MIG-H9, user can save 300 presets and select different switching effect with T-BAR. It's a perfect video control equipment for large conferences and concerts and shows with the use for single or multiple MIG-V16.

### Product Characteristics

- 1 pc 43.8 inch HD touch screen, resolution is up to 3840\*1080@60Hz;
- Save 300 presets, customized OLED label;
- Support multiple control methods like Touch/Mouse&Keyboard/Console keys;
- Real-time monitoring for input/output/preset;
- T-BAR switch, multiple switching effects available;
- Two independent gigabit network ports, used for master control. Another Exclusive HDMI port for console screen monitoring;
- USB port is used for external accessories such as mouse, keyboard and U disk;
- Can cooperate with one or multiple V16 switcher;

## Console Description

### Layer Selection Area

Cooperate with console menu, user can quickly add/delete corresponding layer on the preview of program/AUX output, and layer top/bottom, full screen quickly and chroma key, etc..

### Input Signal Selection Area

One-to-one correspondence with the switcher input.

### Preset Area

With the preset keys 1-30 user can realize save/load/delete/page and rename presets on program and AUX output.

### Menu Screen

Operation interface of console, can adjust menu parameters and real-time input/output monitoring, etc.

### Function Area

With number keys to quick modify parameters for layer size/position.

### Preview Interface Setting Area

First 4 buttons is customized preview template, last 4 buttons is built-in preview template which can use directly.

### Switching Area

User can realize Switching between Preview and Output through T-BAR/CUT/TAKE and select switching effects and group control for multi-machines.



### LAN port and USB1-3 ports

2 independent Gigabit network ports for master control. External keyboard/mouse connected by USB port to control MIG-H9, and upgrade console by external U disk.

### Console Power

### Light interface and switch

An external gooseneck lamp can be used for console lighting.

### 3 x HDMI input

User can input external HDMI signal to console touch screen, convenient for control multiple signals at the same time.

### FAN1/FAN2

Two fans are used to dissipate the heat inside the console

### HDMI port for monitoring for the console

Connect with multi-preview output of MIG-V16 to realize the screen monitoring for console



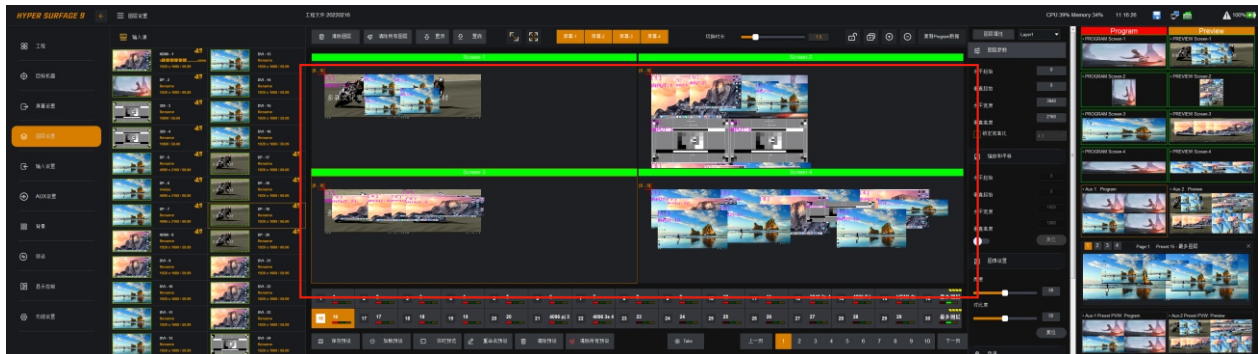
## Input Real-time Monitoring

Under INPUT menu, user can directly monitoring input signals and rename, and modify the information for EDID and image crop.



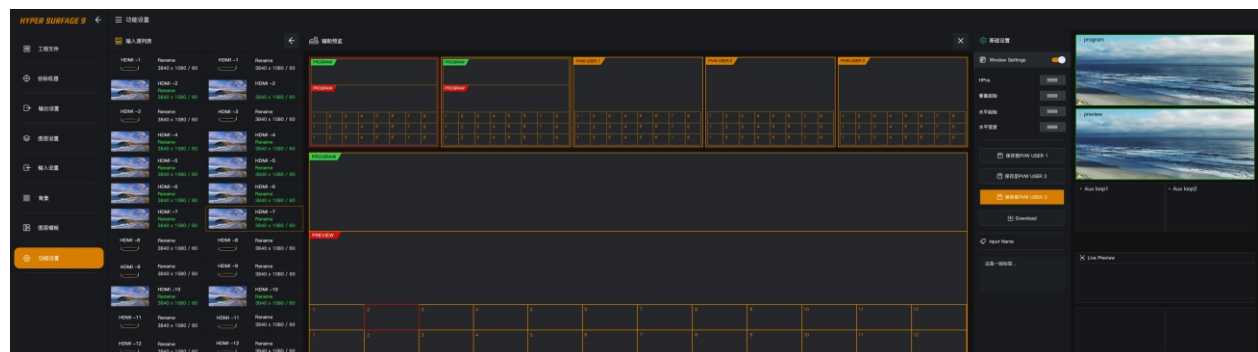
## Layer Size Adjustment

Under LAYER menu, user can easily adjust the layer size/position/zoom by clicking or dragging with the cooperation of buttons on console.

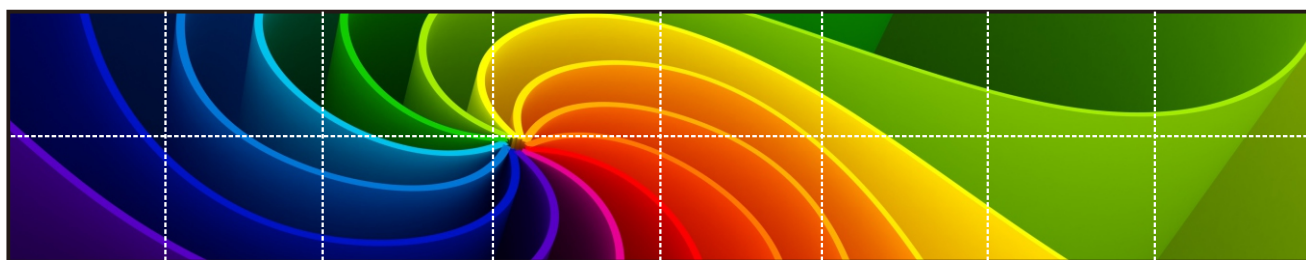


## Customize Multi-preview Layout

In the auxiliary preview interface of the function setting menu, there are three basic modules: the main output, the preview of the main output, and the input signal. For the multi-window preview output of the V16 machine, the user can set the size and position of each module, open or close, so as to realize the customize layout of the multi-window preview output interface. In addition, 5 fixed layout methods are provided for user quick selection.



## System Connection Diagram




4K/2Kx16

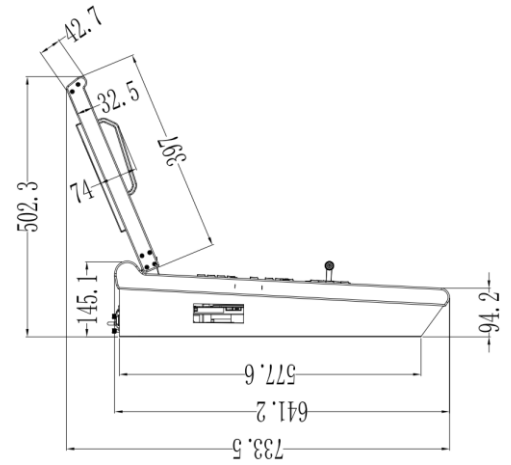




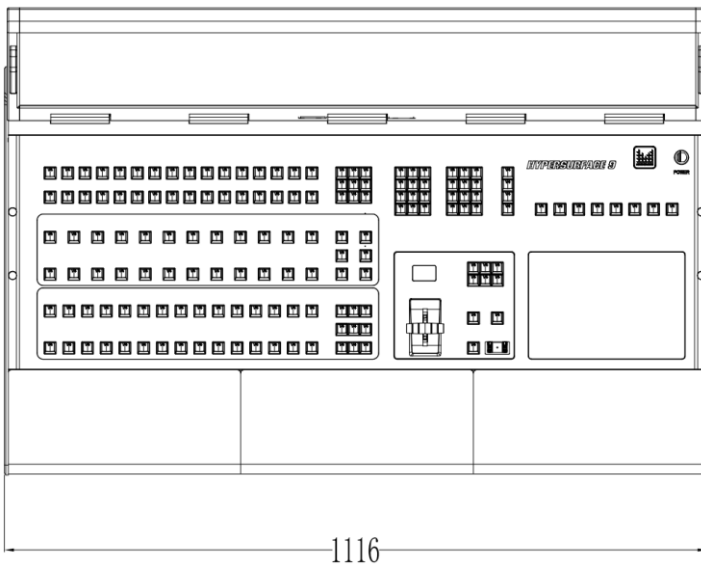
## Production Dimension



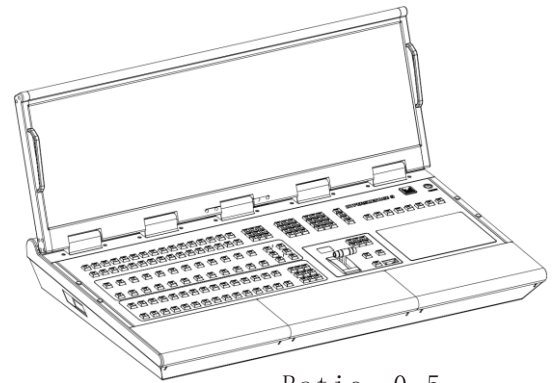
Front View



Left View



Top View



Side View



**Shenzhen Magnimage Technology Co., Ltd.**

Address: 801, Bld. G2, TCL International E City, #1001  
 Zhongshan Park Road, Nanshan, Shenzhen, China, 518052  
 Tel: 0755-8664 7651 Fax: 0755-8664 7650  
 Website: [www.magnimage.com](http://www.magnimage.com)